

Overview

- M12, Female, A-coded, 12-poles; PVC, 200 cm, free cable end
- For static applications
- Head A: IP65, IP66K, IP67
- Cable: good resistance against chemicals, flames



Technical data

Side A

Head A: Connection	M12
Head A: Angle cable outlet	0°
Head A: Gender	Female
Head A: Coding	A
Head A: No. of poles	12
Head A: LED	No
Head A: Width across flats	AF13
Head A: Tightening torque	0.6 Nm
Head A: Knurled nut material	Zinc-pressure die casting, surface Ni
Head A: Body color	Black
Head A: Gasket material	FKM
Labeling sleeve side A	Yes

Side B

Head B: Connection	Open-ended wires
Labeling sleeve side B	Yes

Cables

Cable length	200 cm
Length tolerance	+ 10 cm
Stripping length	80 mm
Shielded	No
Conductor structure	18 × 0.1 mm
AWG	26
External sheath: Material	PVC
External sheath: Color	Black
Cable diameter	6 mm ± 5%
Wire cross section	0.14 mm ²

Cable

External sheath: Shore hardness	85 ± 5 A
Cable: Temperature range (mobile)	- 5 ...+ 80 °C
Cable: Temperature range (fixed)	- 30 ...+ 80 °C
Shielded	No
Bending radius (fixed)	30 mm
Number of wires	12
Number and diameter of wires	12x0.14
Length tolerance	+ 10 cm
Cable length	200 cm

Cable

AWG	26
Bending radius (fixed)	min. 5 × outer diameter
Bending radius (mobile)	min. 10 × outer diameter
Cable type	1
Cable weight	approx. 55 g/m
Conductor structure	18 × 0.1 mm
Cable diameter	6 mm ± 5%
Conductor: Material	Copper, bare
External sheath: Material	PVC
Insulation: Material	PVC
Nominal voltage	300 V AC
Paired stranding	No
Single wire diameter	0.1 mm
Cable: Test voltage	2 kV 0
Total stranding	3 wires strand, above that 9 wires strand
Wire cross section	0.14 mm ²
Wire processing	No
Wire diameter incl. isolation	1.05 mm ± 5%
External sheath: Color	Black

Electrical data

Operating voltage	max. 30 V AC/DC 0
Nominal voltage	300 V AC
Contact resistance	max. 30 mOhm
Operating current per contact	max. 1.5 A

Mechanical data

Head A: Degree of protection	IP65, IP66K, IP67
Bending radius (mobile)	min. 10 × outer diameter
Bending radius (fixed)	min. 5 × outer diameter

Environmental conditions

Temperature range (mobile)	- 5 ...+ 80 °C
Temperature range (fixed)	- 25 ...+ 80 °C
Cable: Temperature range (fixed)	- 30 ...+ 80 °C
Dragchain capable	No
Head A: Chemical resistance	No
Head A: Flame resistance	HB (UL 94)

Technical data

Environmental conditions

Head A: Oil resistance	ASTM 1 oil, mineral oils, limited to hydraulic oils
Head A: Acid and alkali resistant	No
Head A: Pollution degree	3
Cable: Chemical resistance	Good
Cable: Flame resistance	Conform UL 1581 VW-1, CSA FT1, IEC 60332-1-2

Environmental conditions

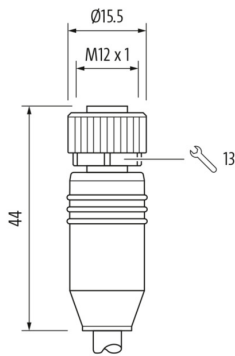
Cable: Oil resistance	Good
Cable: Silicone-free	Yes

Commercial data

Eclass	27060311
--------	----------

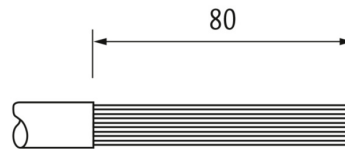
Side A

Technical drawing

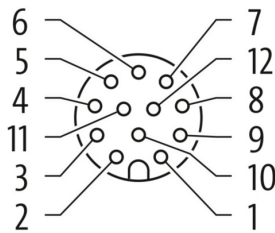


Side B

Technical drawing



Coding



Connection diagram

1)	BN
2)	BU
3)	WH
4)	GN
5)	PK
6)	YE
7)	BK
8)	GY
9)	RD
10)	VT
11)	GY PK
12)	RD BU